

KNOWING YOU CAR



BATTERY

Light switching is not controlled by the ignition device.

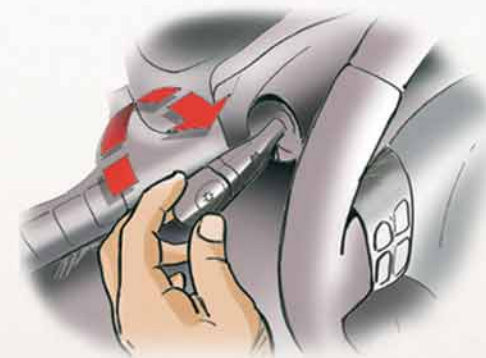
When you open the door, a buzzer signals that you forgot to switch off the lights!

REMEMBER! Each time you switch off the engine, switch off as well the lights using the ring on the left stalk.

**SWITCH OFF
THE ENGINE**



**SWITCH OFF
THE LIGHTS**




Fiat Group Automobiles S.p.A.
Servizi al Cliente - Assistenza Tecnica - Ingegneria Assistenziale
Largo Senatore G. Agnelli, 5 - 10040 Volvera - Torino (Italia)
Print N. 603.83.835 - 11/2007 - 1st edition



In the event of extended stop, we recommend to remove the key from the ignition device. If the conditions allow it, simply rotate the key to LOCK position.

THIS WAY, YOU'LL PROTECT THE EFFICIENCY OF THE BATTERY OF YOUR CAR.

OPENING THE DOORS

FROM OUTSIDE

 SINGLE PRESSURE ON THE BUTTON: release of the driver side lock only

 DOUBLE PRESSURE ON THE BUTTON
 (with closed doors): release of all locks



FROM INSIDE

PRESSURE ON THE BUTTON IN THE REAR AREA:
all locks are released.



For the versions provided with Easy Go: refer to the Owner Handbook.

OPENING-CLOSING THE TAILGATE

To open the tailgate, hold pressed the opening device (under the handle) and lift the tailgate.

After pressing the tailgate button, it is necessary to wait for a few seconds before closing it again.



Please, carefully read the Owner Handbook before driving.