



*Alfa Romeo*



## WHAT IS BLUE&ME™?

**Blue&Me™** is an innovative system, developed by Fiat Group Automobiles in cooperation with Microsoft which will change the communication and entertainment on board.

**Alfa InfoMore**  
**00800 2532 0000**

[www.alfaromeo.com](http://www.alfaromeo.com)

## WHAT CAN I DO WITH BLUE&ME™?

- Make and receive telephone calls via **Bluetooth®**, with your Bluetooth mobile phone.
- Display names and numbers from your phonebook on the instrument panel.
- Use voice commands to make a call by a name or a number in the phonebook, without removing your hands from the steering wheel.
- Listen to MP3, WMA and WAV audio files loaded in a USB device and not covered by digital rights management (DRM).

## WHAT SHALL I HAVE TO DO BEFORE USING BLUE&ME™?

For a proper use, first of all configure the system as it follows:

- Switch your mobile phone on, in **Bluetooth®** mode.
- Pair your mobile phone with **Blue&Me™** system (this is necessary the first time only.)
- Download your phonebook.
- Keep your mobile phone in **Bluetooth®** mode; this will ensure that, every time you get aboard, it will be acknowledged by **Blue&Me™** system.
- Connect your multimedia player, USB memory or iPod™ in the dedicated USB port to listen to your music.

**To improve the connection of your iPod™ with Blue&Me™, it is usually necessary to carry out a few simple operations on your iPod™:**


- Configurare the iPod™ for use as an external disc with reference to the manual for the various iPod™ versions;
- if the configuration is done on an Apple PC, configure using a Windows format;
- memorize the music tracks as MP3 files not protected from copying.

**These operations do not adversely the listening quality nor the exploitability of tracks managed by iPod™.**

## SETTINGS: BLUE&ME™ AND THE MOBILE PHONE

## THE BLUE&ME™ MAIN MENU

### ACTIONS ON Blue&Me™ SYSTEM



### ACTIONS FOR MOBILE PHONE Bluetooth®

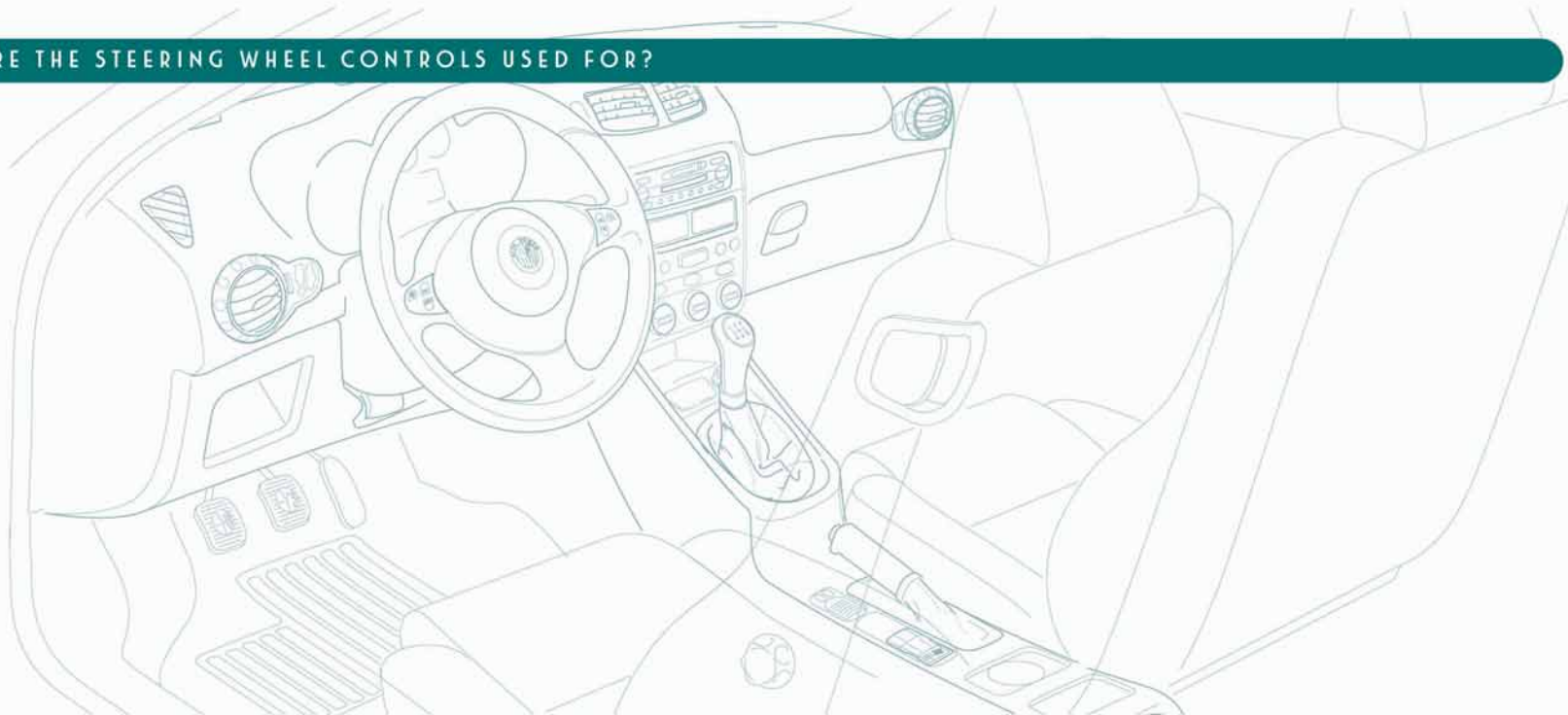


\* The registration procedure is given purely by way of example and may vary depending on the make or model of the mobile phone with Bluetooth® technology. If carried out correctly, Blue&Me™ will confirm the registration, provide a welcome and ask if you wish to download the directory. This operation can only be carried out on mobile phones that support this function.

You can activate Blue&Me™ menu through steering wheel controls, by pressing button and vocally by pressing the hand-free button and speaking out the feature you would like to activate loudly. Follow the logic as it is shown below:



## WHAT ARE THE STEERING WHEEL CONTROLS USED FOR?



## VOICE INTERACTION

### Short pressure

- Starts the voice interaction;
- By speaking out "HELP", the user is helped regardless of any menu option.
- Interrupts a voice command to speak out another.

### Long pressure

- Repeats the last sentence said by **Blue&Me™**.

## DIALLING A NUMBER VOCALLY

Press and say "CALL": **Blue&Me™** will say "NUMBER, PLEASE" so speak out the number, digit by digit.

If any digit was misunderstood, say "DELETE", otherwise, confirm by saying "YES".

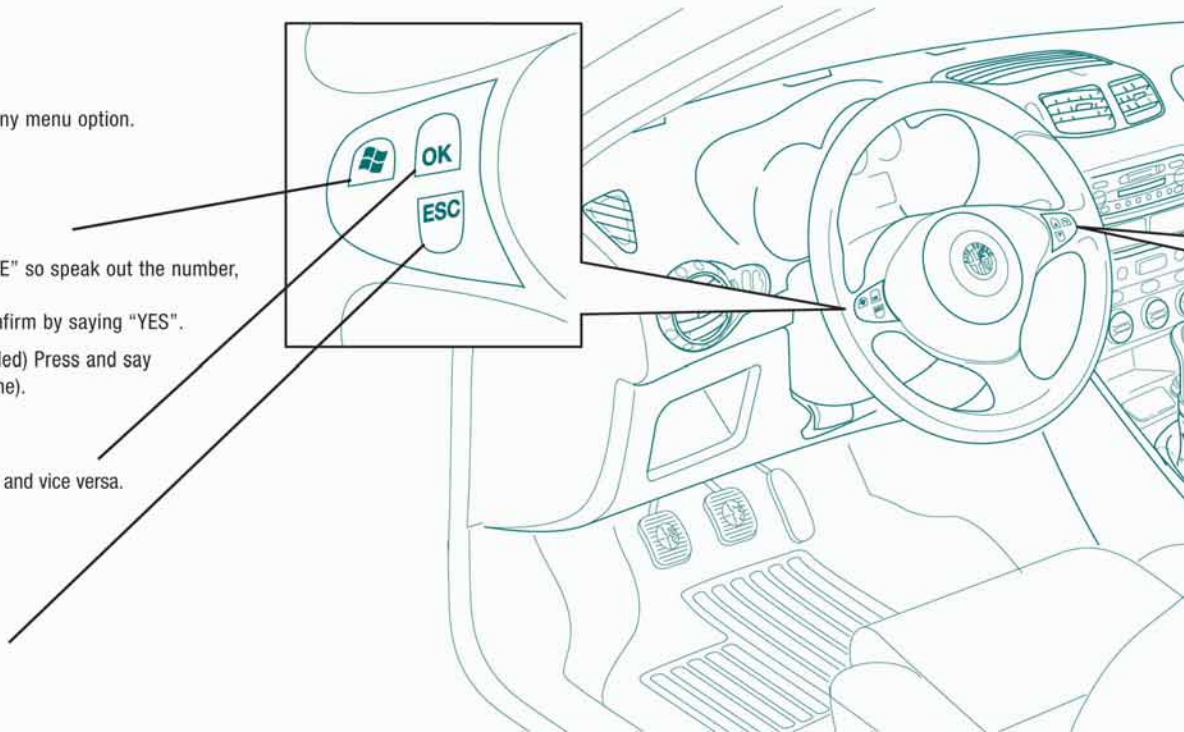
**CALLING A NAME IN THE PHONEBOOK VOCALLY** (If downloaded) Press and say "CALL" followed by the name (as saved into your mobile phone).

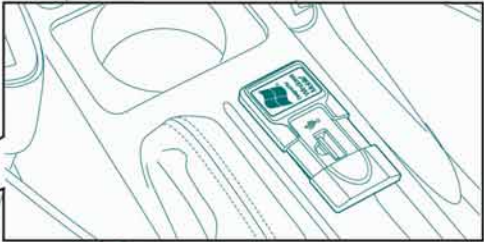
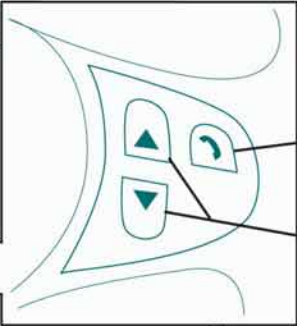
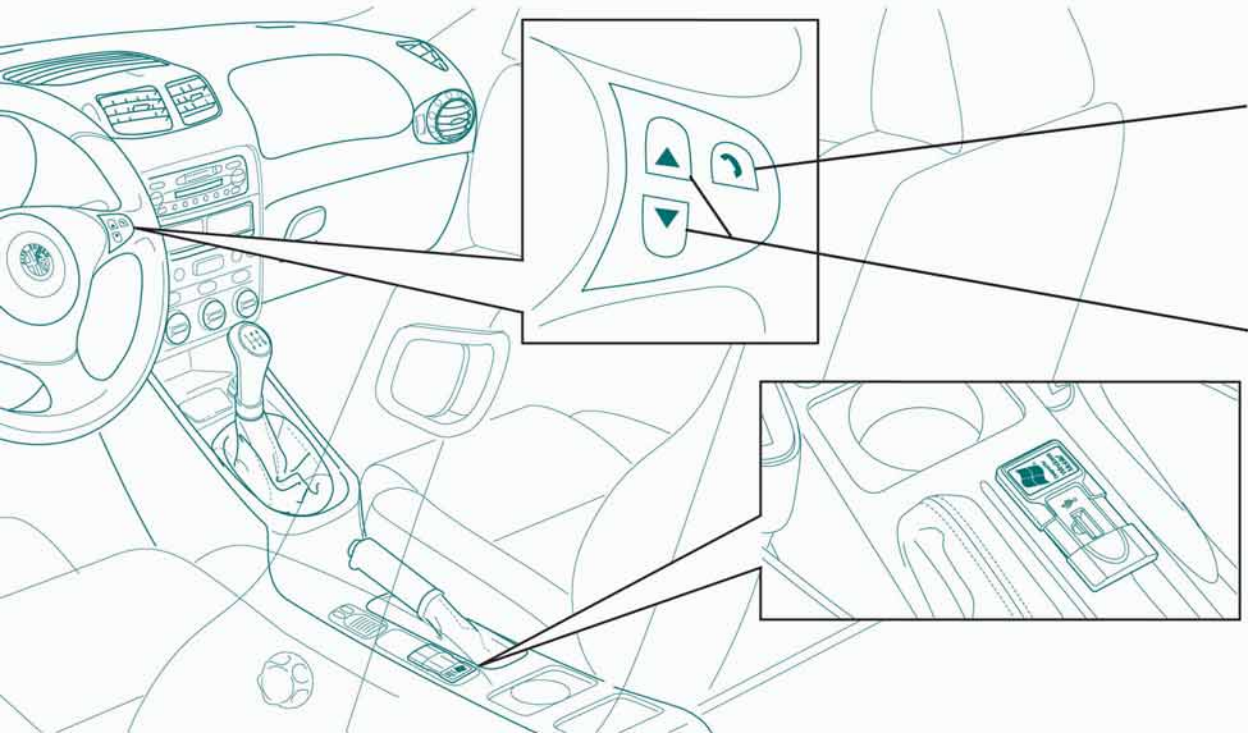
## OK

- Confirms the **Blue&Me™** menu item.
- Transfers the conversation from **Blue&Me™** to mobile phone and vice versa.
- Chooses the Text Message shown.

## ESC

- Ends a voice interaction;
- Interrupts the reading of a Text Message;
- Exits a sub menu and goes back to the menu previous item;
- Mutes the microphone during a conversation.





#### Short pressure

- Opens the **Blue&Me™** main menu.
- Accepts an incoming call;
- Toggles between two active calls (waiting).

#### Long pressure

- Rejects an incoming call;
- Ends a call in progress.



- They scroll menu items.
- They select next/previous track.
- They scroll text messages (both those received and those in the list).

#### USB PORT


To connect a multimedia player, pen drive, iPod™.

## WHICH ARE THE OTHER FEATURES OF BLUE&ME™?



### SHORT TEXT MESSAGE READER

The incoming text is read by the system voice synthesizer, including short messages and smiles. When a new short text message is received while driving, the **Blue&Me™** automatically notifies it in the way you have set:

"VIS.+ACOUST."; "VIS. SIGNAL"; "READER OFF". By selecting "READER OFF", the short message reader will be switched off to ensure your privacy.

To listen to the last message received, you can manually scroll down to "READ LAST" from the "MESS. READER" menu or, with voice interaction: Press  and say "MESSAGE READER", then "READ LAST ONE"

### READING NEXT/PREVIOUS MESSAGE

To manually skip to next message : or, with voice interaction: press  and say "PREVIOUS" or "NEXT". Note: Some mobile phones do not support short message transfer via **Bluetooth®**. Please refer to [www.alfaromeo.com](http://www.alfaromeo.com) Internet site for the complete list of compatible mobile phones.

### MEDIA PLAYER

Connect the multimedia player, iPod™ or USB pen drive to the specific USB port to play audio files through the vehicle loudspeakers. MP3, WMA, WAV audio files can be played provided they are NOT covered by digital rights (for ex., no AAC files downloaded by iTunes upon payment).

Music is not downloaded into the car but it can be handled with steering wheel controls and by voice.

For a customised listening, check the music play mode from "SETTINGS" menu, and scroll down to "MEDIA PLAYER".

**Automatic play:** playing files in MP3 player is done automatically when it is connected.

**Random play:** tracks are played randomly.

**Continuous play:** repetition of the same selected track.

Or, with voice interaction: Press  and speak out "PLAY".


To choose the music, select "MEDIA PLAYER" and then "ARTISTS" or "ALBUMS" or "GENRES".

The singer's name and the song title can be selected with steering wheel controls only.



The first part of the selection can be done with voice commands as well.

You cannot speak out the singer's name or song request.

**PAUSE:** Press **MUTE** button on sound system to pause the track and press it again to resume.

To stop the track playing, press  and speak out "STOP". Press again and speak out "PLAY" to resume.

**PREVIOUS OR NEXT TRACK:** you can toggle from a track to another by selecting .

**NOTE:** if playing does not start when the player is connected, press , speak out "STOP", press again  and speak out "PLAY".

**What I can do**

- Listening to MP3 tracks in digital quality and not covered by digital rights management (DRM)
- Voice check and using controls on the steering wheel for selecting tracks (by artist, album, type, etc.)
- Memorizing music
- Display on instrument panel of current track information (title of song, singer, etc.)
- Recharging iPod™ via USB

**What I cannot do**

- Play audio tracks in AAC m4a, m4p and mp4 format
- Play audio tracks purchased from iTunes or digitally protected (DRM)
- Play audio tracks from iPod™ touch or iPhone devices

**Note:** compatibility with all iPod versions is not guaranteed on some vehicles.

For further information or troubleshooting, please refer to **Blue&Me™** User's guide. Visit the **Blue&Me™** dedicated area at [www.alfaromeo.com](http://www.alfaromeo.com) Internet site or contact the Customer Care toll-free number **800.2532.0000**.

**Blue&Me™** has an extensive range of functions available, however not all mobile phones support them fully. To consult the list of mobile phones and the functions supported, consult the dedicated website [www.alfaromeo.com](http://www.alfaromeo.com) under the **Blue&Me™** section or customer services on 800.2532.0000. There you will also find: a guide to using the mobile phone for registration, the files for the 9 voice recognition languages available that can be downloaded as an alternative on **Blue&Me™** (Italian, French, English, German, Spanish, Portuguese, Dutch, Polish, Brazilian).

The MEDIAPLAYER does not support the reproduction of audio files covered with digital rights (DRM), AAC files downloaded from iTunes and MP4.